


Anti-siphon valve

Mod. 1510



II 2 G



APPLICATION

The anti-siphon valve is designed to prevent siphoning of liquid from an aboveground tank to the suction pipe installed at a lower level.

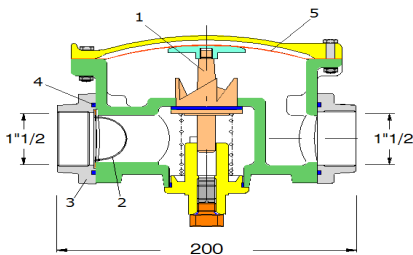
The valve does not permit the fuel to come out from the dispenser when it is not working.

CHARACTERISTICS

Housing	Aluminium
Thread	BSP ISO 228-1
Poppet material	Brass
Gaskets	Viton
Maximum working pressure	3,4 bar
Product	Diesel fuel
In-let filter	Stainless steel
Maximum height, value B (scheme 1)	6 m

DIMENSIONS

Article No.	DN 1	DN 2	Height
1510-01	1"1/2 Female	1"1/2 Female	150 mm



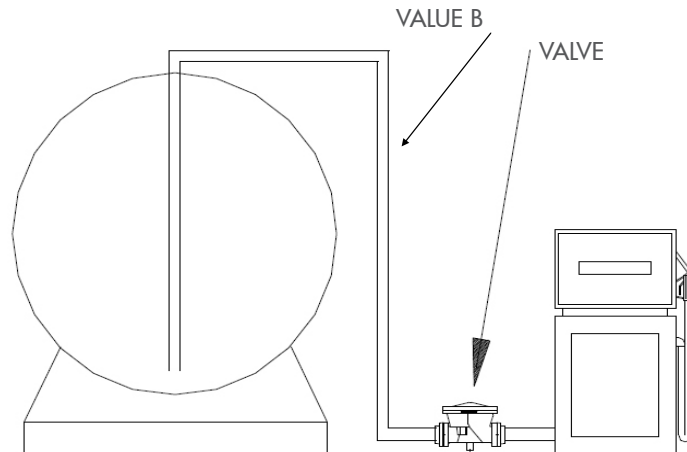


INSTALLATION

Use only connection parts (inlet/outlet pipes or fittings) manufactured in accordance with the **European standards** in order to avoid risks of wrong connections causing damages to the valves or pipes that may cause hazardous conditions.

The anti-siphon valve must be installed on the base of fuel dispenser (see Scheme 1).

Scheme 1



MAINTENANCE

The valves must be properly stored, handled and kept in good condition to prevent the entry of particles or the deposit of dust in the moving parts.

Any maintenance activities must be carried out solely by specialized staff.

The in-let filter should be periodically checked and cleaned where particles of dirt are present.

SPARE PARTS

	Description	Art.No.
1	POPPET	1510-02
2	FILTER	1510-03
3	FLANGE WITH FILTER SEAT	1510-04
4	VITON O-RING	1510-01-08
5	DIAPHRAGM	1510-01-06